


# Hot Drink Center 2

MILLENNIA® STYLING



**CRANE** MERCHANDISING SYSTEMS™ A Crane Co. Company  
**NATIONAL VENDORS®**

USA • 314-298-3500 • 800-325-8811 • Fax 314-298-3505  
 CANADA • 416-291-7600 • 888-221-2600 • Fax 416-291-5907  
[www.cranems.com](http://www.cranems.com)

# Hot Drink Center 2

Model 673, 675, 677

The Hot Drink Center 2 – Simply the most profitable hot beverage vendor available. With Full-Brew, 20 oz. cups, more selectivity, SureVend™ and a dramatic new look, the choice is clear.



At the heart of the Hot Drink Center 2 is Full-Brew... a revolutionary brewing technology that provides greater extraction, more total dissolved solids and more flavor than other brewing processes. The result is a rich and robust taste profile that will change the way consumers think about vended coffee. Unique to Full-Brew is pre-infusion of coffee and water before delivery to the brew barrel. Extraction begins earlier and is enhanced with agitation. Full-Brew is not limited by a pressurized brew chamber – a peristaltic pump draws coffee through the grounds bed providing the ability to fully brew up to 20 oz. beverages.



Infrared technology detects whether the cup has dropped, guaranteeing that your customers either receive their product or get their money back.



## Retail Presence

The Hot Drink Center 2's compelling and appetite-appealing graphics are highlighted by an attractive backlit display that calls out and complements the new and improved shadow box menu board, improving the overall coffee experience and environment. It's a look customers won't be able to resist.

## 20 oz. Cups

Providing larger cup sizes along with an outstanding cup of coffee gives consumers the quality and value they desire and are willing to pay more for. The Hot Drink Center 2 provides that dynamic by offering up to a 20 oz. cup size that competes effectively with retail coffee outlets.



Two additional blended selections provide more variety to accommodate consumer preferences. Blending ratios can be adjusted from 15% to 85% providing complete taste profile flexibility. Now you can provide as many as 11 choices to your customers.

## More Selectivity

Two additional blended selections provide more variety to accommodate consumer preferences. Blending ratios can be adjusted from 15% to 85% providing complete taste profile flexibility. Now you can provide as many as 11 choices to your customers.

## Serving Light

Nestled within the inviting cup station, the serving light lets consumers know their beverage is being brewed.




## "Easy Thread" Filter Paper System

The dramatically simplified filter paper system provides the perfect balance between brew quality and ease of use.

## Drop Down Grinder

Make easy grinder adjustments with our drop down design. Easily, locks back into place for operation.



## Dispense Nozzle & Mixing Bowl

Enhanced nozzle design improves flow of product to prevent clogging. Mixing bowls designed for a superior wash pattern.

## Lock in Place Canister Lids

Translucent canisters open easily and lock in place for convenient product filling. Stackable 4" Extensions are available for more capacity.



## Cup Canisters

Cup canisters tilt out to make loading easy. Incremental sizes from 5 oz. to 20 oz. allow you to generate the best value proposition for consumers and an ROI to match most manual cups approved for use.



## Floor Liner

Removable, molded floor liner catches spills and reduces cleaning maintenance time.



## Capacities

Cup capacity (approximate) – 12 oz. cups = 600; 14 oz. cups = 530; 16 oz. cups = 380; 20 oz. cups = 358

Coffee canister – 14 lbs. beans; 13 lbs. ground coffee.  
Decaf canister – 9.5 lbs. beans; 9 lbs. ground decaf.  
Flavored gourmet coffees – 6 lbs.  
Chocolate – 10 lbs.  
Freeze dry coffee – 2 lbs.  
Sugar – 11 lbs.  
Lightener – 4.5 lbs.


## Optional Features

Dollar Bill Validators: Mars, Coinco, Conlux  
Coin Mechanisms: Mars, Coinco, Conlux  
MDB Ready (Standard); DEX Harness (Standard); Data Printer; Money Box Lock; Van Lock and Key; Flex Ace Lock and Key; Base Grille; Everpure Water Filtration System; Hydrolife Water Filtration System; Automatic Door; 4" Canister Extension Sleeves; Sugar Substitute; Free Vend Key Switch.

## Specifications

Height 72 in.  
Depth 33.75 in.  
Width 38.13 in.

Shipping Weight: 570 lbs.  
Electrical: 115V, 60Hz, 16A (20A circuit required)  
Listings: cULus, CE, FCC, NAMA.



All specifications subject to change without notice.

Call Your National Vendors Marketing Representative Today.