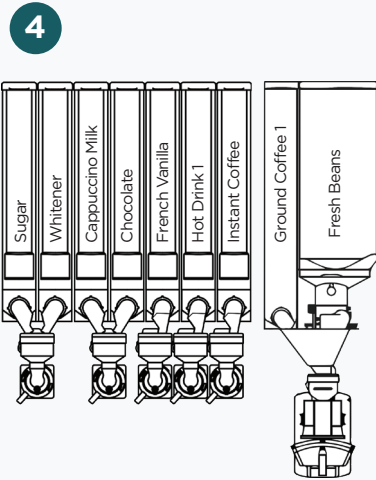
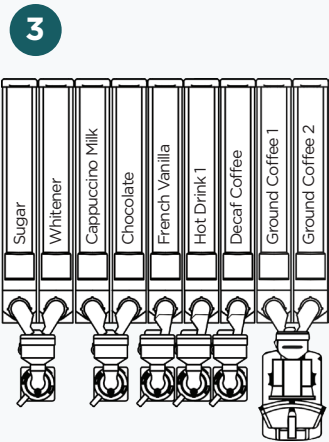
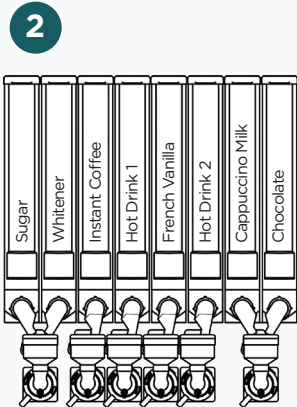
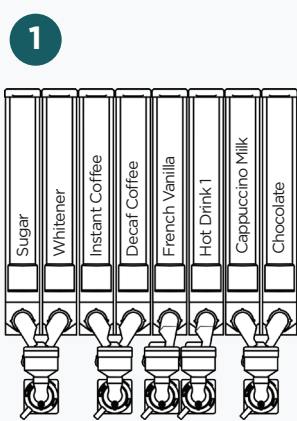


CANISTER LAYOUTS AND DRINK MENUS

	DRINKS MENU	1	2	3	4
		609 Instant Decaf	609 Instant	608 Freshbrew Coffee	610 Bean to Brew
FROM BEANS	Coffee				●
	Cappuccino				●
	Café Mocha				●
	Café Latte				●
	Americano				●
	Café Hazelnut				●
	Café Caramel				●
	Café Vanilla				●
	Café Vanilla Mocha				●
	Mochaccino				●
FRESHBREW	Single Shot				●
	Coffee			●	●
	Gourmet Coffee			●	
	Cappuccino			●	
	Café Mocha			●	
	Americano			●	
	Single Shot			●	
	Café Hazelnut			●	
	Café Caramel			●	
	Café Vanilla			●	
INSTANT	Café Vanilla Mocha			●	
	Mochaccino			●	
	Café Latte			●	
	Coffee	● ●	●	●	●
	Espresso	●	●		
	Double Shot		●		
	Americano	● ●	●		
	Cappuccino	● ●	●		
	Café Mocha	● ●	●		
	Café Latte	● ●	●		
	Café French Vanilla	●			
	Café Vanilla Mocha		●		
	French Vanilla	●	●	●	●
	Hot Chocolate	●	●	●	●
	Creamy Hot Chocolate	●	●	●	●
	Hazelnut	●	●	●	●
	Caramel	●	●	●	●
	Café Hazelnut	●	●		
	Café Caramel	●	●		
	Chocovanilla			●	●
	Café Vanilla		●		
	Hot Water	●	●	●	●

● Decaf selection available
● Only 1 flavored coffee option available



COTI
by CRANE®



P R E M I U M
COFFEE
M A C H I N E S

CRANE® MERCHANDISING SYSTEMS

3330 Crane Way, P.O. Drawer 719, Williston, SC 29853 USA
t: 1-800-621-7278 www.cranems.com

PR16955 COTI BROCHURE FOR USA

CRANE® MERCHANDISING SYSTEMS



COTI
by **CRANE**

THE EXPERIENCE OF A BARISTA DELIVERED WITH ELEGANCE

Bring café quality service to your site with barista-quality drinks, thanks to the new COTI. Designed to add elegance to any location and to deliver the perfect drink every time, COTI delivers each drink consistently with stellar taste, aroma, color and appearance and will bring consumers back for more.


- ☛ Crane quality design and function
- ☛ An intuitive touch screen interface with full HD video
- ☛ Unparalleled quality of drinks
- ☛ Nutrition and allergen information displayed by selection



Intuitive
User Interface



Barista
Quality Coffee



Coffee Shop
Style Menu



Nutritional
Information

FEATURES & SPECIFICATIONS

FEATURES

User Interface	Touch screen
Screen Size	21.5" portrait HD color display
Screen Dimensions	10.5" x 18.7"/266mm x 475mm portrait
Screen Resolution	1920 x 1080 pixels
Screen Performance	24 bit full colour TFT display
Video Supported	Yes
Brewing System Coffee	Crane Oltre brewer (Coffee & Espresso) Capacity - up to 20 grams
Mixing System	Crane mixing system
Cup Drop Unit	Crane cup drop unit Paper, single, dual walled cups
Cup Capacity	up to 800
Cup Diameter	70mm, 73mm, 80mm, 90mm
Cup Size	7, 8, 9, 12, 16 oz
USB Connectivity	3 x USB 2.0
Model Type	Coffee: soluble, freshbrew and beans
EVA/DTS communication module	via DEX port
LED Lit Vend Area	Yes
Jug Facility	Yes: By keypad PIN entry
Cup Sensor	SureVend™ cup sensors Fitted as standard on all models
Energy-Saving mode	Programmable energy saving mode
My Code	Yes
Free Vend	Yes
Payment Systems	up to 3
Vend Time (bean to brew)	56 seconds (based on a 12 oz cup)
Vend Time (fresh brew)	41 seconds (based on a 12 oz cup)
Vend Time (soluble coffee)	16 seconds (based on a 12 oz cup)
Waste Bucket Capacity - dry	6.35 gallons
Waste Bucket Capacity - liquid	2.38 gallons
Electronic Temperature Control	Included as standard
Electronic Water Level Control	Included as standard

SPECIFICATIONS

Height	72"
Depth	31.1"
Width	27.5"
Weight	426 lbs
Door Open Dimensions	Width 54" door at 180° Depth 57.5" door at 90°
MBD Protocol	Included as standard
Power Supply Voltage	115V
Power Supply Frequency	60 Hz
Water Main Pressure	200 Kpa (29 PSI) - 600 Kpa (87 PSI)
Filtration	Compatible with the leading systems

INGREDIENT CAPACITIES

Beans	7.7 lbs
Ground coffee	3.3 lbs
Instant coffee	2.2 lbs
Sugar	7.5 lbs
Whitener	5.5 lbs
Chocolate	6 lbs
Flavored soluble coffee	6 lbs

All dimensions and weights shown are approximate and are for guidance only.

